

# THE GRANGE

The Grange range of homes is an innovative design that caters for the growing family.

With the master bedroom separate from the children's rooms, front and rear living areas, and the optional alfresco, this home is large enough to have a family BBQ and still be under the one roof.

With three great options ranging from a three bedroom to a four bedroom, you have the option to choose the floor plan that suits your budget and family needs.

Ask our friendly consultants today for assistance in developing your dream home.



21.30 m

15.50 m

-  4
-  2
-  2
-  2

## THE GRANGE 170











Areas sq metres.	Living:	168.23 m <sup>2</sup>
	Garage:	39.79 m <sup>2</sup>
	Porch:	0.47 m <sup>2</sup>
	Total:	208.49 m <sup>2</sup>
	Alfresco:	17.2 m <sup>2</sup> * (Optional)
	Width:	15.5 m
	Depth:	21.3 m



DISPLAYED WITH THE DISPLAY HOME FACADE  
 For more options, see details on the back

CHOOSE YOUR OWN FACADE



	3	<b>THE GRANGE 155</b>		3
	2	Living: 154.99 m <sup>2</sup>		2
	2	Garage: 39.73 m <sup>2</sup>		2
	2	Porch: 0.47 m <sup>2</sup>		2
	2	Total: 195.19 m <sup>2</sup>		2
		Width: 15.50 m		
		Depth: 17.31 m		
		Areas sq metres.		

		<b>ALFRESCO OPTION</b>		
		<b>THE GRANGE 155</b>		
		Living: 154.99 m <sup>2</sup>		
		Garage: 39.73 m <sup>2</sup>		
		Porch: 0.47 m <sup>2</sup>		
		Total: 195.19 m <sup>2</sup>		
		Alfresco: 18.18 m <sup>2</sup>		
		Width: 15.50 m		
		Depth: 20.61 m		
		Areas sq metres.		

Note: Floor plan will change slightly in the master bedroom depending on what facade is selected.

